



# Smart Rollators AI Robotic Mobility Solutions

For Rehabilitation, Aging-in-Place, and Smart Living



A US Company in Silicon Valley

Design, Innovate, and Engineering

Carbon Fiber  
Strong and  
Ultra Light

Remote Control  
Battery Powered

Power Brake

CTI One Corporation, Address:  
26228 Industrial Blvd, Hayward, California, USA  
Email: [contact@ctione.com](mailto:contact@ctione.com)  
Phone: +1 650-463-9892 Ext. 101  
WEB: [www.ctione.com](http://www.ctione.com)




# PRODUCT CATALOG

**Table 1. SMART ROLLATORS**

Serial Number and Parts/Product Number	W102 product line is a rehabilitation-grade mobility support system with functional biomechanical advantage
W102	(1) carbon fiber frame (2) upper armrest for enhanced safety (3) optional removable folding table (4) back support (5) hanging basket
W102-PB	(1) battery powered electric brake (2) carbon fiber frame (3) upper armrest for enhanced safety (4) optional removable folding table (5) back support (6) hanging basket
W102-RC	(1) Remote controlled with a wireless controller (2) uphill and downhill constant speed control (3) carbon fiber frame (4) upper armrest for enhanced safety (5) optional removable folding table (6) back support (7) hanging basket (8) functionality of a robot with remote control and food carrying table.



	<p>This product allows an user to summon the rollator via a remote controller and even use it as a food-carrying robot.</p>
W102-AI Limited	<p>(1) Facial recognition function to recognize the user and drive up to the user within a distance up to 12 ft in indoor environment</p> <p>(2) Remote controlled with iPhone APP and a remote controller</p> <p>(3) uphill and downhill constant speed control</p> <p>(4) carbon fiber frame</p> <p>(5) upper armrest for enhanced safety</p> <p>(6) optional removable folding table</p> <p>(7) back support</p> <p>(8) hanging basket</p> <p>(9) functionality of a robot with remote control and food carrying table.</p> <p>This product has facial recognition feature based on Artificial Intelligence (AI) for user to call the rollator drive up him/her via iPhone APP functions. It can also be driven using a remote controller and even use it as a food-carrying robot.</p>
W100	<p>(1) Aluminum frame</p> <p>(2) upper armrest for enhanced safety</p> <p>(3) optional removable folding table</p> <p>(4) back support</p> <p>(5) hanging basket</p>





## Table 2. PORTABLE WHEELCHAIRS & THEIR COMBOS

Serial Number and Parts/Product Number	Description
W200 Core	(1) Battery Powered (2) Portable and foldable wheelchair (3) Walker (rollator) function (4) Wheelchair Joystick controller and walker (rollator) electric controller (5) Hanging basket
W200 Mobility+	(1) Battery Powered (2) Portable and foldable wheelchair (3) Walker (rollator) function (4) Wheelchair Joystick controller and walker (rollator) electric controller (5) Hanging basket (6) Optional removable trailer (7) With a trailer for luggage, oxygen tank (8) The 3 <sup>rd</sup> electric controller for caregiver to drive it from behind <b><u>Warning and Caution!!</u></b> Not designed to carry two persons, do not use it for two persons simultaneous drive and ride, unsafe!!
W210 Comfort	(1) Clinical standard reclining wheelchair





	(2) 20 inch wheel for smoother indoor maneuverability for home care, rehab centers, and long-term care facilities (3) High-density fabric cushion for extended sitting comfort, pressure relief, and postural support
W210 Comfort+	Leather breathable cushion  Breathable, soft-touch leather upholstery to enhance airflow and reduce heat buildup in addition to all the features of W210 Comfort.
W210 Comfort Air	Battery powered Chair-Air systems Automated, rechargeable pumps to adjust air pressure, preventing pressure sores and enhancing comfort through active weight redistribution, designed for portability, over 6 hours on a single charge, in addition to all the features of W210 Comfort.

The W210 Comfort is engineered to provide stable posture support and long-duration sitting comfort. Featuring an adjustable reclining backrest and high-resilience cushioning, it promotes balanced pressure distribution and ergonomic alignment for daily use in clinical and home environments. While W210 Comfort+ and W210 Air add Breathable, soft-touch leather upholstery to enhance airflow





and reduce heat buildup, as well as the integrated battery-powered electric pump system enables adjustable air pressure control respectively.

**Safety Notice:** Do not recline the backrest beyond the recommended 100° angle. Excessive reclining may shift the center of gravity and increase the risk of instability or tipping. Always deploy the anti-tip support mechanism at the rear of the wheelchair before reclining. Engage the wheel locks before adjusting the backrest angle. Reclining should be performed on a level surface, and caregiver supervision is recommended when repositioning the user.

**Disclaimer:** the photos may not reflect the exact actual products, please check the manufacture to request the most updated photos. This is a standard disclaimer used in e-commerce to manage customer expectations regarding product appearance. It indicates that while photos aim to represent the product, variations may exist due to lighting, screen settings, or minor design updates.



## CATEGORY 1. SMART ROLLATORS

### Model W102 or W102 PB Power Brake

Back support

Hanging  
basket



CTI One

W102	(1) carbon fiber frame (2) upper armrest for enhanced safety (3) optional removable folding table (4) back support (5) hanging basket <u>Dimension:</u> 27 x 49 x 24-1/2 (depth x height x width) <u>Dimension (Folded):</u> 12 x 49 x 24-1/2 (depth x height x width)
------	--



## W102 and W102 PB Power Brake (Two models appearance same)

W102-PB Power Brake	(1) battery powered electric brake (2) carbon fiber frame (3) upper armrest for enhanced safety (4) optional removable folding table (5) back support (6) hanging basket (7) <u>Dimension</u> : 27 x 49 x 24-1/2 inch; (when Folded): 12 x 49 x 24-1/2 inch.
------------------------	--



## **Model: W102 & W102 PB Power Brake**



The photo shown here is W102. However W102 PB has the same configuration except it has a power brake.

---



W102 and W102 PB power brake models can be folded for easy transporting



CTI One

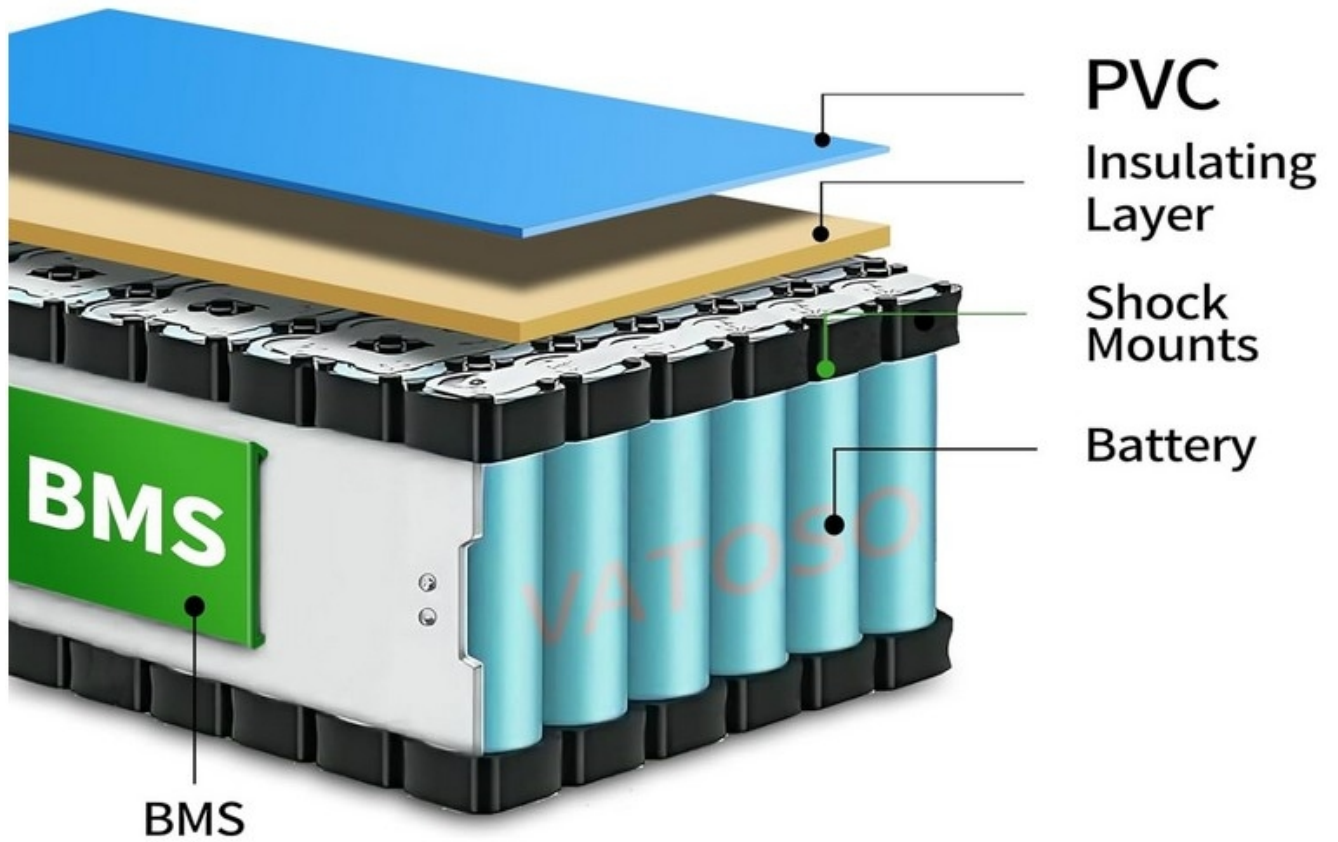




## W102 PB Power Brake Wheel



## Battery for W102 PB Power Brake





## **Model: W102 & W102 PB Power Brake**



W102 and W102 PB Power Brake Models have the same appe

---




## **Model: W102 & W102 PB Power Brake**





## **Model: W102 & W102 PB Power Brake**





## **W102-PB Power Brake Battery Specification:**

- (1) 36V Lithium Battery
- (2) 8Ah, Built-in 25A BMS, XT60 SM Connector, w/ 2A Charger. "Built-in 25A BMS ensures overcharge/discharge protection, temperature control, and short-circuit prevention. Durable casing with flame-retardant materials enhances safety during operation
- (3) Charging time: 4 ~ 5 hours, cycle life: 1500
- (4) Weight: 1.5 Kg (3.4 lb)
- (5) Water proof grade: IP 65
- (6) Dimension: 190x70x70 mm
- (7) Over load protection
- (8) Overcharge protection
- (9) Short circuit protection

1. Safe and Stable
2. Over Load Protection
3. Overcharge Protection
4. Short Circuit Protection



## W102 PC Power Brake with a finger tip switch to operate



1. The brake switch is conveniently located on the right handle bar
  2. It can be operated with a simple figure touch.
-



# Model: W102-RC Remote Controlled



## Model: W102-RC Remote Controlled



### Use the remote controller

- (1) to drive the W102-RC rollator to you
- (2) to gain independence when need it

### Use the uphill and downhill speed control function

- (1) save energy when going uphill
- (2) maintain speed when going downhill



# Model: W102-RC Remote Controlled

**REHACARE INTERNATIONAL**  
International Trade Fair for Rehabilitation and Care  
DÜSSELDORF, GERMANY  
17-20 SEPTEMBER 2025

Exhibit Visit Companies & Products Program Media & News

Profile Products Stand ☆ < Exhibitor may contact me 🌐

## CTI One Corporation

📍 Hall 4 / B04 USA, Hayward

**CTI One Silicon Valley Company**

**CTI One Corporation**  
26228 Industrial Blvd. Hayward, CA 94545, USA  
www.ctione.com  
+1 (650)-463-9892 Extension 101



W102-RC

- (1) Remote controlled with a wireless controller
  - (2) uphill and downhill constant speed control
  - (3) carbon fiber frame
  - (4) upper armrest for enhanced safety
  - (5) optional removable folding table
  - (6) back support
  - (7) hanging basket
  - (8) functionality of a robot with remote control and food carrying table.
- This product allows an user to summon the rollator via remote controller and even use it as a food-carrying robot.





## Model: W100



W100

- (1) Aluminum frame
- (2) upper armrest for enhanced safety
- (3) removable folding table
- (4) back support
- (5) hanging basket



## Model: W100





## W200 Mobility+

### PORTABLE WHEELCHAIR

**Model W200  
Mobility+  
Wheelchair with  
Trailer**



W200 Core  
Portable Electric Wheelchair  
without a trailer

- (1) Battery Powered
- (2) Portable and foldable wheelchair
- (3) Walker (rollator) function
- (4) Wheelchair Joystick controller and walker (rollator) electric controller
- (5) Hanging basket



## Model W200 Mobility+ Wheelchair with A Trailer



W200 Mobility+  
Portable Electric Wheelchair  
with a Trailer

(1) Battery Powered  
(2) Portable and foldable wheelchair  
(3) Walker, e.g., rollator function  
(4) Wheelchair Joystick controller  
and walker (rollator) electric  
controller



(5) Hanging basket

(6) Removable trailer

(7) Scooter function for caregiver to drive with the 3<sup>rd</sup> electric controller

**Warning and Caution!!** Not designed to carry two persons, do not use it for two persons simultaneous drive and ride, unsafe!!





# **Model W210 Confort** **Portable Reclining Wheelchair**





W200 Comfort	<ul style="list-style-type: none"><li>(1) Portable and foldable wheelchair</li><li>(2) 20 inch wheel for easy indoor maneuver</li><li>(3) upgraded cushions provide essential pressure relief, comfort, and postural support</li><li>(5) seat back with reclining function for long time seating comfort</li><li>(6) Optional cushion selections:<ul style="list-style-type: none"><li>a. real leather cushion are to enhance comfort and pressure relief for ease of cleaning and long-term use.</li></ul></li></ul>
--------------	---

## **Model W210 Comfort+ Leather breathable cushion**

W210 Comfort+	<p>Leather breathable cushion</p> <p>Breathable, soft-touch leather upholstery to enhance airflow and reduce heat buildup in addition to all the features of W210 Comfort.</p>
---------------	--



## **Model W210 Comfort Air** **Electric Powered Air Cushioning**

W210 Comfort Air	<p>(1) Portable and foldable wheelchair with electric powered air cushioning</p> <p>(2) 20 inch wheel for easy indoor maneuver</p> <p>(3) Battery powered electric cushions for pressure relief, comfort, and postural support</p> <p>(4) Battery powered electric cushions, e.g., a Chair-Air systems with automated, rechargeable pumps to adjust air pressure, preventing pressure sores and enhancing comfort through active weight redistribution. They are designed for portability, with some cushions lasting over 6 hours on a single charge.</p>
------------------	--





---

Note: The W210 Comfort is engineered to provide stable posture support and long-duration sitting comfort. Featuring an adjustable reclining backrest and high-resilience cushioning, it promotes balanced pressure distribution and ergonomic alignment for daily use in clinical and home environments. While W210 Comfort+ and W210 Air add Breathable, soft-touch leather upholstery to enhance airflow and reduce heat buildup, as well as the integrated battery-powered electric pump system enables adjustable air pressure control respectively.

**Safety Notice:** Do not recline the backrest beyond the recommended 100° angle. Excessive reclining may shift the center of gravity and increase the risk of instability or tipping. Always deploy the anti-tip support mechanism at the rear of the wheelchair before reclining. Engage the wheel locks before adjusting the backrest angle. Reclining should be performed on a level surface, and caregiver supervision is recommended when repositioning the user.

### **CTI One Corporation**

[www.ctione.com](http://www.ctione.com), [contact@ctione.com](mailto:contact@ctione.com) +1 650 463 9892

**CTI One Corporation is an US company located in the San Francisco Bay Area, the home of the Silicon Valley. We design, develop and manufacture AI enabled smart rollators/walkers and robotic devices for mobility solutions. Google us: "CTIONE Smart Rollators", or find us on Ebay.**

We walk your journey!

---